




SPIDER WEB TIC-TAC-TOE





SUPPLIES:


- SCISSORS
- PAPER PLATE (OR CIRCULAR PIECE OF CARDBOARD)
- 1 PIECE OF PAPER
- COLORED MARKERS, CRAYONS, OR PENCILS
















**DRAW 8 SPIDERS
ON ONE HALF OF
YOUR PAPER.**



**MAKE THEM
SMALL SO THEY
CAN FIT IN THE
SPACES IN YOUR
WEB.**












**DRAW 8 BUGS ON
THE OTHER HALF
OF YOUR PAPER.**

**MAKE THEM
SMALL SO THEY
CAN FIT IN THE
SPACES IN YOUR
WEB.**






**CUT OUT ALL OF
YOUR SPIDERS
AND BUGS**



YOU'RE READY TO PLAY!

WIN BY
GETTING 4 IN
A ROW IN 3
DIFFERENT
WAYS.



HOW TO PLAY

1. Find someone to play with.
2. Decide who will be spiders and who will be bugs.
3. Decide who will go first.
4. During every round each player will place one of their pieces somewhere on the web. The goal is to get 4 of your pieces together. This can happen by getting 4 in a spiral, in a column (going from the center to the edge of your web), or in a ring (in the same level going around your web).
5. Keep taking turns until someone gets 4 in a row! if You use all your pieces and no one wins, reset the board and play again!